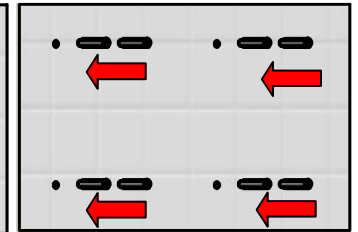
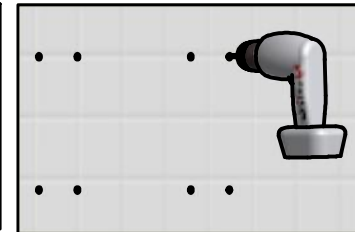
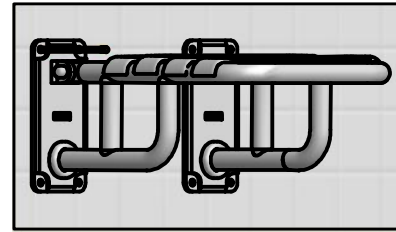


1- Marque los agujeros.

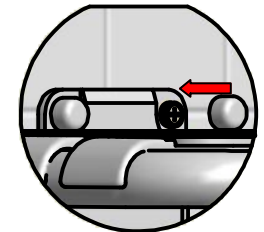
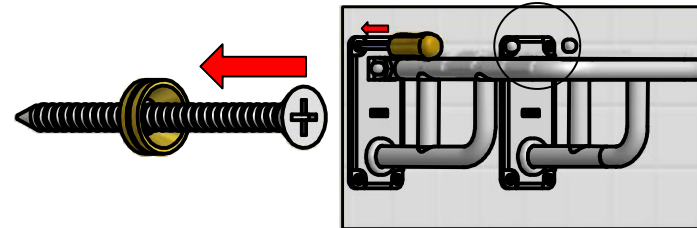
2- Realice las perforaciones.

3- Introduzca los chazos.



3- Ajuste el asiento con el tornillo.

4- Introduzca la tapa tornillo.



Ensamble Finalizado.

