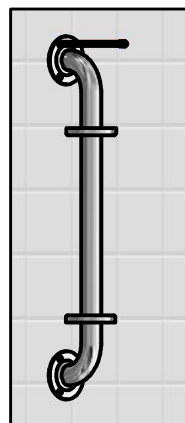
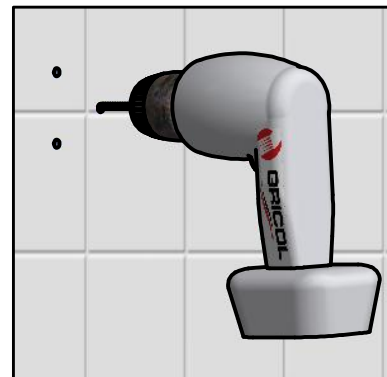


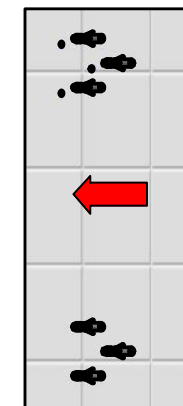
**1 -** Marque los agujeros.



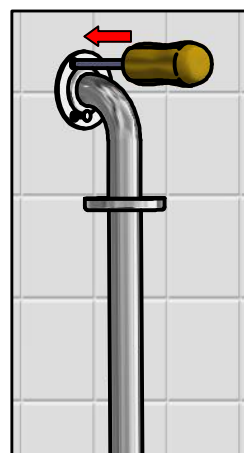
**2 -** Realice las perforaciones.



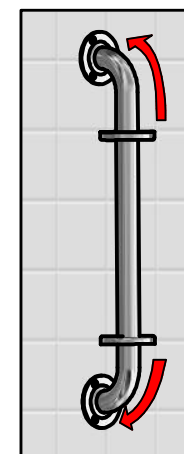
**3 -** Introduzca los chazos.



**4 -** Monte la barra y ajuste los tornillos.



**3 -** Deslice los escudos y ajuste.



**ENSAMBLE FINALIZADO**

