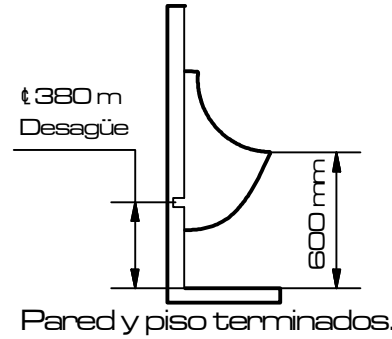



1 - Realice la instalación a la medida recomendada.



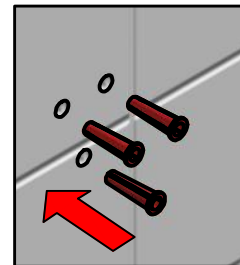
2 - Marque los agujeros.



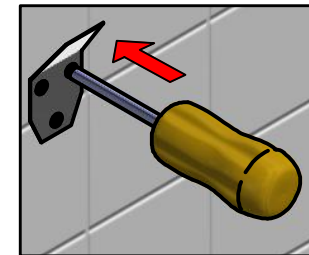
3 - Realice las perforaciones.



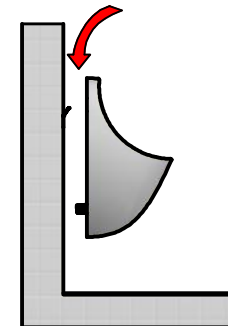
4 - Introduzca los chazos.



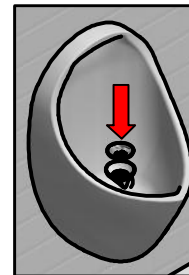
5 - Monte los soportes y atomícelos a la pared.



6 - Monte el orinal.



7 - Introduzca los filtros.



Esamble Finalizado.

