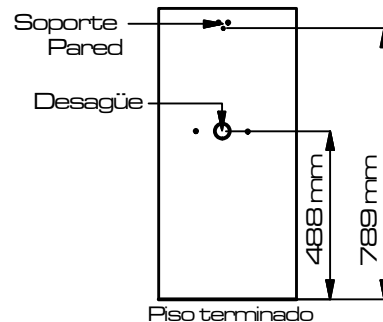


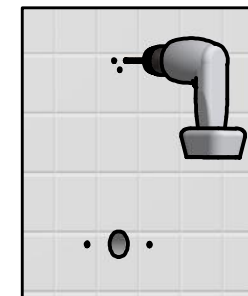
1- Ubique el desagüe como lo ilustra la imagen.



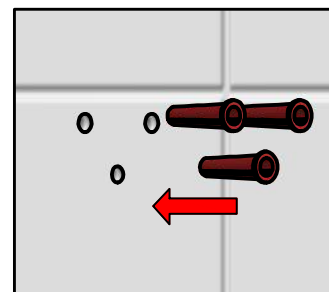
2- Marque los agujeros del soporte y la brida.



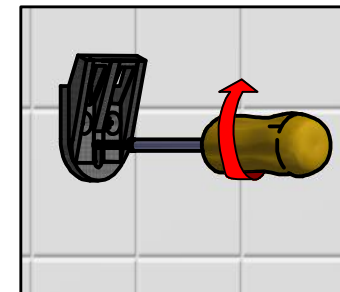
3- Realice las perforaciones.



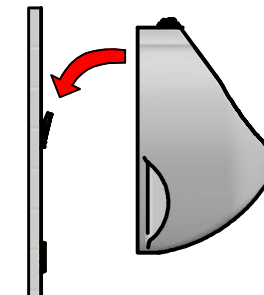
4- Introduzca los chazos.



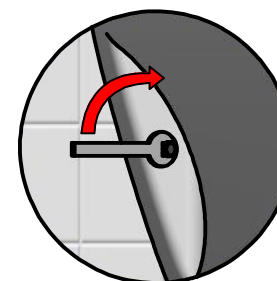
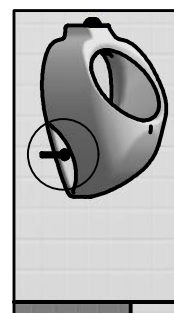
5- Monte y atornille los soportes.



6- Monte el orinal en los soportes anclados a la pared.



7- Ajuste el orinal con la brida.



Ensamble Finalizado.

